

My
Musical
Instrument
Book

String

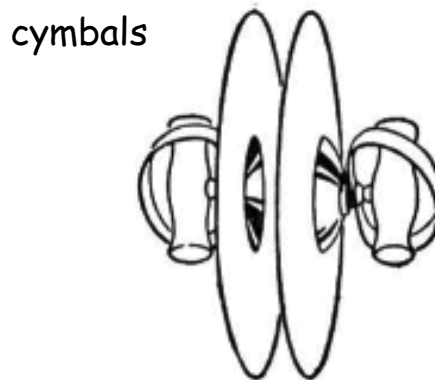
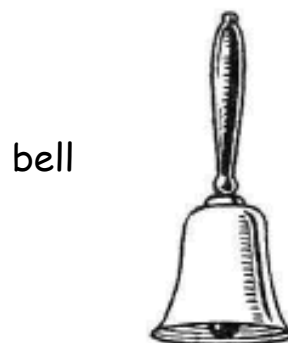
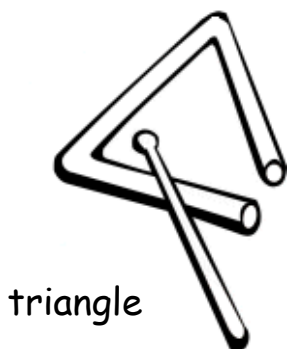

Brass

Woodwind

Percussion

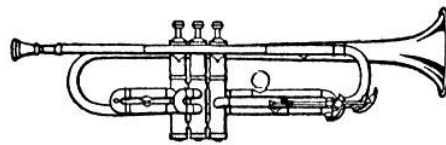



These instruments are for keeping rhythms or making special sounds.



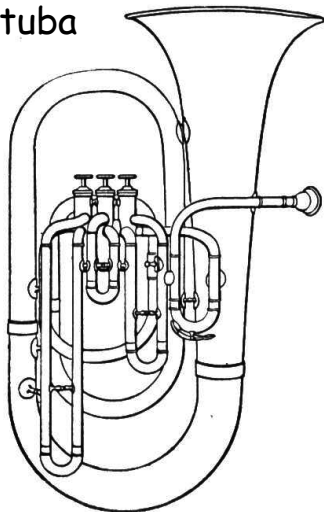
These instruments are long tubes of curved brass. They are played by blowing into a mouthpiece and making air vibrate through the tube to make a sound. You can make different sounds by opening and closing valves or by blowing harder or softer into the mouthpiece.

cornet

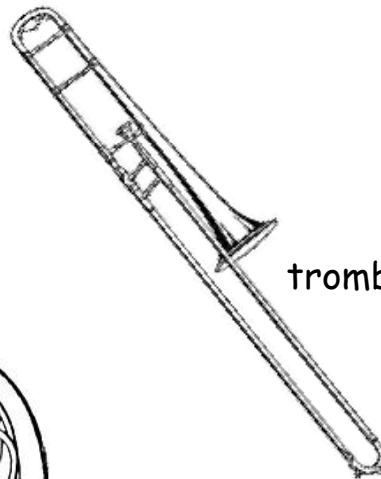


trumpet

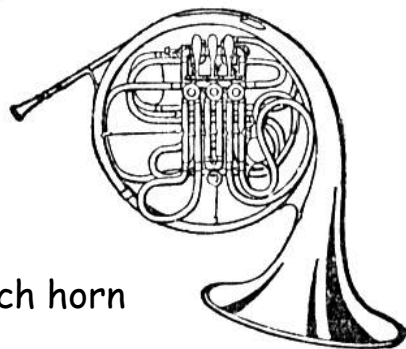
tuba



trombone




French horn

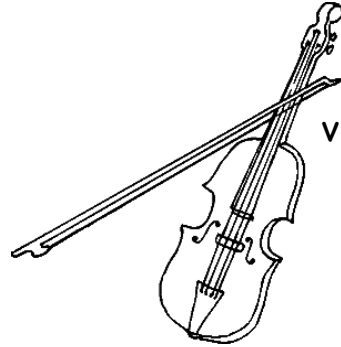


BRASS

When the strings on these instruments are bowed, struck, or plucked they create vibrations in the air that you can hear.



harp



violin



banjo



guitar



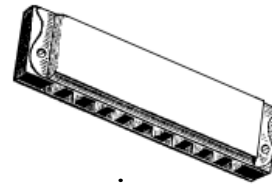
cello

String


These instruments are played by blowing air through the instrument and either covering or uncovering holes to make different sounds.



oboe



harmonica



flute



clarinet



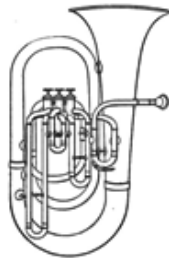
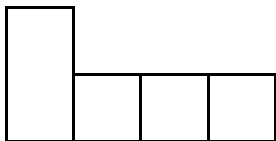
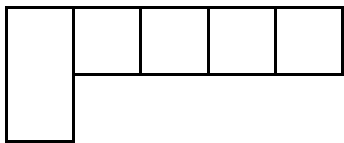
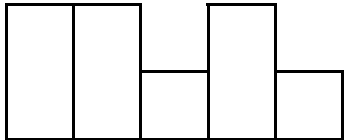
bassoon

Woodwind

Fill in the tiles with the instruments shown in this book.

t u b a

← The first one is done for you.



tuba

drum

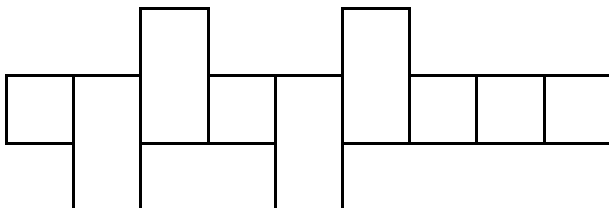
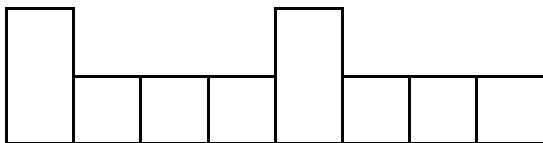
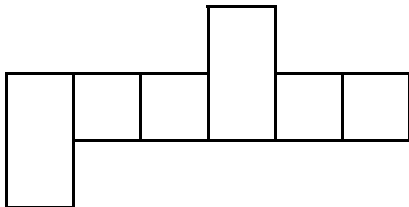
guitar

xylophone

flute

trombone

piano



Find the Instruments

Find and circle the musical instruments in the puzzle.

X	T	B	X	O	Q	O	H	U	E	Y	V	Z
S	A	X	O	P	H	O	N	E	Z	R	Z	B
V	A	S	H	L	L	D	Q	D	O	B	O	E
F	T	X	E	N	K	P	I	A	N	O	A	J
O	Z	C	O	W	L	N	I	O	R	H	N	W
M	B	A	N	J	O	F	U	R	O	U	J	R
R	X	A	O	B	H	J	O	N	F	D	O	P
F	R	E	N	C	H	H	O	R	N	Q	O	T
L	J	F	T	P	F	B	N	T	H	M	B	R
U	F	Q	F	J	V	D	C	E	H	A	R	P
T	L	F	E	A	I	E	Q	Q	A	K	N	I
E	W	Q	H	E	O	W	U	I	O	D	J	P
J	Y	Z	C	E	L	L	O	P	D	R	U	M
M	U	T	L	D	I	M	B	L	O	T	R	C
X	O	A	C	T	N	P	M	K	L	R	Y	P
B	A	S	S	O	O	N	J	L	W	U	U	C
H	J	T	A	W	N	Q	G	B	H	M	K	X
C	Y	M	B	A	L	S	S	F	X	P	A	D
N	M	P	S	T	U	Y	M	Q	E	E	Y	D
E	L	H	W	U	M	T	U	Q	W	T	E	S
R	U	S	D	B	U	U	P	S	Y	T	B	A
F	Y	G	C	A	V	C	E	H	B	E	L	L

Word Box

tuba
drum
piano
trumpet
saxophone
bassoon
bell
banjo
oboe
cello
french horn
violin
harp
cymbals
flute

Sorting Instruments

Write each instrument under the correct heading.

tuba	flute	banjo	xylophone
violin	oboe	guitar	trombone
cymbals	cornet	bell	trumpet
clarinet	drum	cello	saxophone

Percussion

String

Woodwind

Brass

Answer key and
binding instructions for
*My Musical Instrument
Book.*

banjo

Find the Instruments

Find and circle the musical instruments in
the puzzle.

X	T	B	X	O	Q	O	H	U	E	Y	V	Z
S	A	X	O	P	H	O	N	P	Z	R	Z	B
V	A	S	H	L	L	Q	D	O	B	O	B	
F	T	X	E	N	K	P	I	A	N	O	A	J
O	Z	C	O	W	O	N	I	O	R	H	N	W
M	B	A	N	J	O	F	U	R	O	U	J	R
R	X	A	O	B	H	J	O	N	F	D	O	P
F	R	E	N	C	H	H	O	R	N	Q	O	T
L	J	F	T	P	F	B	N	T	H	M	B	R
U	F	Q	F	J	Y	D	C	E	H	A	R	P
T	L	F	E	A	I	E	Q	Q	A	K	N	I
F	W	Q	H	E	C	W	U	I	O	D	J	P
J	Y	Z	C	E	L	L	O	P	D	R	U	M
M	U	T	L	D	I	M	B	L	O	T	R	C
X	O	A	C	T	N	P	M	K	L	R	Y	P
B	A	S	S	O	O	N	J	L	W	U	U	C
H	J	T	A	W	N	Q	G	B	H	M	K	X
C	Y	M	B	A	L	S	S	F	X	P	A	D
N	M	P	S	T	U	Y	M	Q	E	E	Y	D
E	L	H	W	U	M	T	U	Q	W	T	E	S
R	U	S	D	B	U	P	S	Y	I	B	A	
F	Y	G	C	A	V	C	E	H	B	E	L	L

Word Box

tuba
drum
piano
trumpet
saxophone
bassoon
bell
banjo
oboe
cello
french horn
violin
harp
cymbals
flute

Copyright ©2008 T. Smith Publishing. All rights reserved. www.tlsbooks.com

Fill in the files with the instruments shown in this book.

tuba ← The first one is done for you.

flute

piano

drum

guitar

trombone

xylophone

tuba

drum


guitar

xylophone

flute

trombone

piano



Copyright ©2008 T. Smith Publishing. All rights reserved. www.tlsbooks.com

<div style="border: 1px solid black; padding: 2px; text-align: center; background-color: #e0e0e0;">Percussion</div> <div style="border-bottom: 1px solid black; padding: 2px; text-align: center;">drum</div> <div style="border-bottom: 1px solid black; padding: 2px; text-align: center;">bell</div> <div style="border-bottom: 1px solid black; padding: 2px; text-align: center;">cymbals</div> <div style="border-bottom: 1px solid black; padding: 2px; text-align: center;">xylophone</div>	<div style="border: 1px solid black; padding: 2px; text-align: center; background-color: #e0e0e0;">String</div> <div style="border-bottom: 1px solid black; padding: 2px; text-align: center;">violin</div> <div style="border-bottom: 1px solid black; padding: 2px; text-align: center;">banjo</div> <div style="border-bottom: 1px solid black; padding: 2px; text-align: center;">cello</div> <div style="border-bottom: 1px solid black; padding: 2px; text-align: center;">guitar</div>
<div style="border: 1px solid black; padding: 2px; text-align: center; background-color: #e0e0e0;">Woodwind</div> <div style="border-bottom: 1px solid black; padding: 2px; text-align: center;">oboe</div> <div style="border-bottom: 1px solid black; padding: 2px; text-align: center;">clarinet</div> <div style="border-bottom: 1px solid black; padding: 2px; text-align: center;">saxophone</div> <div style="border-bottom: 1px solid black; padding: 2px; text-align: center;">flute</div>	<div style="border: 1px solid black; padding: 2px; text-align: center; background-color: #e0e0e0;">Brass</div> <div style="border-bottom: 1px solid black; padding: 2px; text-align: center;">tuba</div> <div style="border-bottom: 1px solid black; padding: 2px; text-align: center;">cornet</div> <div style="border-bottom: 1px solid black; padding: 2px; text-align: center;">trombone</div> <div style="border-bottom: 1px solid black; padding: 2px; text-align: center;">trumpet</div>

- Print page 1 (cover) on cardstock or heavy paper.
- Print pages 2-9. The answer key (page 9) is optional.
- Cut each page and the cover along the solid black line – INCLUDE THE TABS.
- Punch holes where indicated on the cover. Stack the remaining pages and punch holes to line up with cover.
- Secure the pages with brads or string.
- You may include a blank back cover made of cardstock or heavy paper.