







Homework Grid - Year 1 Summer Term 5- Oceans and Seas

Choose **one** of the six homework ideas below to do as your Topic homework for this term.

<p>1. Create a questionnaire with tally marks to record the favourite sea creatures of your friends and family. Use your questionnaire results to draw a pictogram.</p> <div style="display: flex; justify-content: space-around; align-items: center;">  </div>	<p>2. Find out about different sea creatures that live in the ocean. Create an underwater scene using a show box or similar box, hanging the creatures in the water scene.</p> <div style="display: flex; justify-content: space-around; align-items: center;">  </div>	<p>3. Find out about your favourite sea creature and create an acrostic poem. Try to include adjectives to make it interesting.</p> <div style="display: flex; justify-content: space-around; align-items: center;">  </div>
<p>4. Find out about the different oceans around the world and create a factfile or leaflet.</p> <div style="display: flex; justify-content: space-around; align-items: center;">  </div>	<p>5. Find out about the different ways to look after our seas and oceans. Create a poster to explain how to look after our environment.</p> <div style="display: flex; justify-content: space-around; align-items: center;">  </div>	<p>6. Find out about different ways to stay safe around water. Make a list of ways to stay safe when at the seaside, make sure to add illustrations.</p> <div style="display: flex; justify-content: space-around; align-items: center;">  </div>