


## Homework Grid - Year 3 Autumn Term 1- Stone Age to Iron Age


Choose one of the six homework ideas below to do as your Topic homework for this term. The following websites have lots of information about Stone Age to Iron Age:

[Stone Age, Bronze Age, Iron Age - Archaeology for Kids \(mrdonn.org\)](#) , [How did Stone Age hunter-gatherers live? - BBC Bitesize](#) , [The Stone Age Facts and Information](#) , [How did Iron Age people live? - BBC Bitesize](#) , [What was prehistoric Britain like? - BBC Bitesize](#) [Top 10 Facts About The Stone Age](#)


1. Research Pre-Historic Britain and create a minibook to present the information that you find out.



2. If you had been alive in the Stone Age, what animals would you have seen? Draw a picture of what it looks like before writing some information about it.



3. Create your own story through cave art pictures to show a day in the life of a Stone Age family.

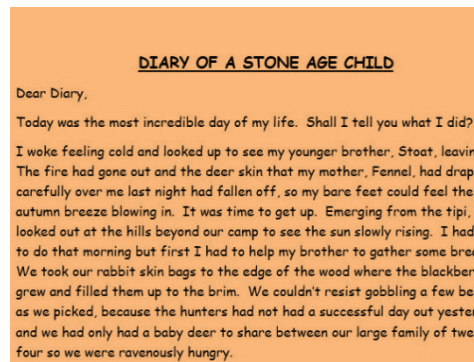


4. Find out about the types of clothing people would wear in the Stone Age and design your own outfit with labels.

[Stone-Age-Clothes-Reference-Sheet](#)  
[A Stone Age Clothing](#)



5. Find out about how Stone Age hunter gathers lived and write a diary entry for the day in the life of Stone Age hunter gatherer.



6. Research how Iron Age people lived and create a fact sheet/poster of all the information you find. Make sure it is eye-Catching and full of facts and information.

