

# Personification

Aim: Choose and use words and phrases that capture the reader's interest and imagination.

## Definition

Personification is a figure of speech in which an object, an idea or an animal is given human qualities.

If you can imagine an object doing actions or behaving like a person, that's personification.

## Activity

1. Match the object to the human quality to complete the sentence.

Object		Human quality
The candle flame		nodded in the wind.
The chocolate cake in the fridge		crept into the classroom.
The party		danced in the dark.
The wallflowers		sang a lonely song.
Along with the teacher, silence		was calling her name.
The wind		died as soon as he left.

2. What effect does the use of personification have on the reader?

---

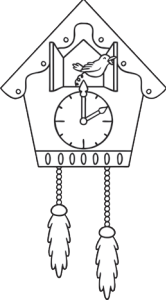
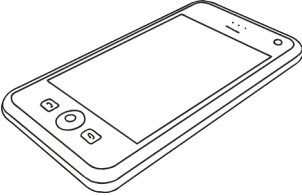
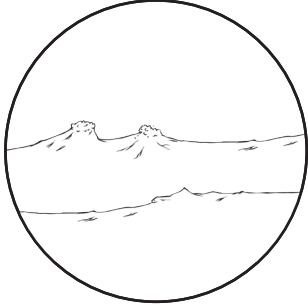


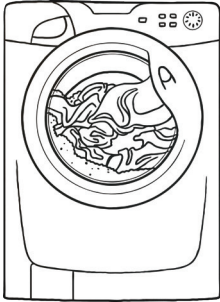
---

---

**3. Use a picture and choose a verb to create your own sentence using personification to describe the object. Use the best verb to create the image that you want to put in the reader's mind.**

For example:

The summer sun hugged the meadow.

	sang		watched	
hugged			screached	
	yelled			
	smiled			swallowed

#### 4. Challenge

**Choose your own objects and verbs and personify the object to create an image for the reader.**

---

---

---

---

---

---

---

# Personification Answers

1.

Object		Human quality
The candle flame		nodded in the wind.
The chocolate cake in the fridge		crept into the classroom.
The party		danced in the dark.
The wallflowers		sang a lonely song.
Along with the teacher, silence		was calling her name.
The wind		died as soon as he left.

2. What effect does the use of personification have on the reader?

Writers can help the reader make an image of something in their minds when they use personification. Using a human characteristic for an object that is easy to recognise is an effective way to create a specific impact on the reader.

3. Use a picture and choose a verb to create your own sentence using personification to describe the object. Use the best verb to create the image that you want to put in the reader's mind.

Various appropriate responses using the pictures and verbs given.

4. Challenge. Choose your own objects and verbs and personify the object to create an image for the reader.

Various appropriate responses using the pictures and verbs chosen.